
ELECTRIC VEHICLES — ARE THEY RIGHT FOR YOU?



BRIAN ANDERSON



Senior Research Program Manager (retired)

Medtronic Corporate
Minneapolis, Minnesota

40 YEARS

Hardware/software product development in multiple industries

25 YEARS

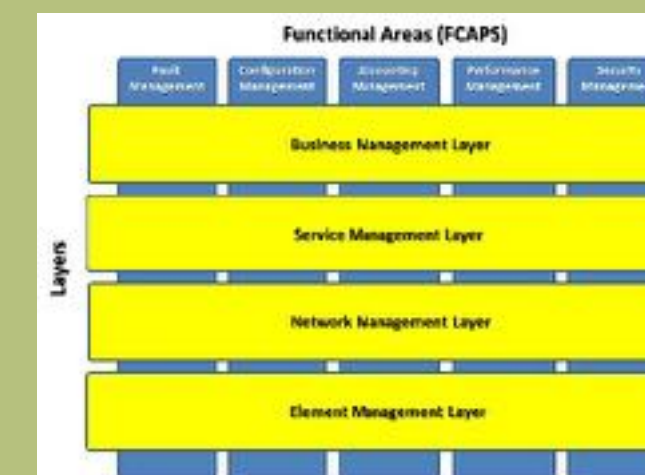
Medical device software development and quality

About Me

- ❖ Hometown: Portage, Wisconsin
- ❖ Current Residence: Plymouth, MN
- ❖ Family: Wife Karen, Son Tor (29), Daughter Louise (22)
- ❖ EV driver since Oct 2015
- ❖ Home powered by solar since Sep 2015

Professional Experience

- ❖ RF Design - 2-way radios & power amps
- ❖ Automotive Diagnostic Software
- ❖ Telecommunications Systems and Software
- ❖ Medical Device Systems and Software

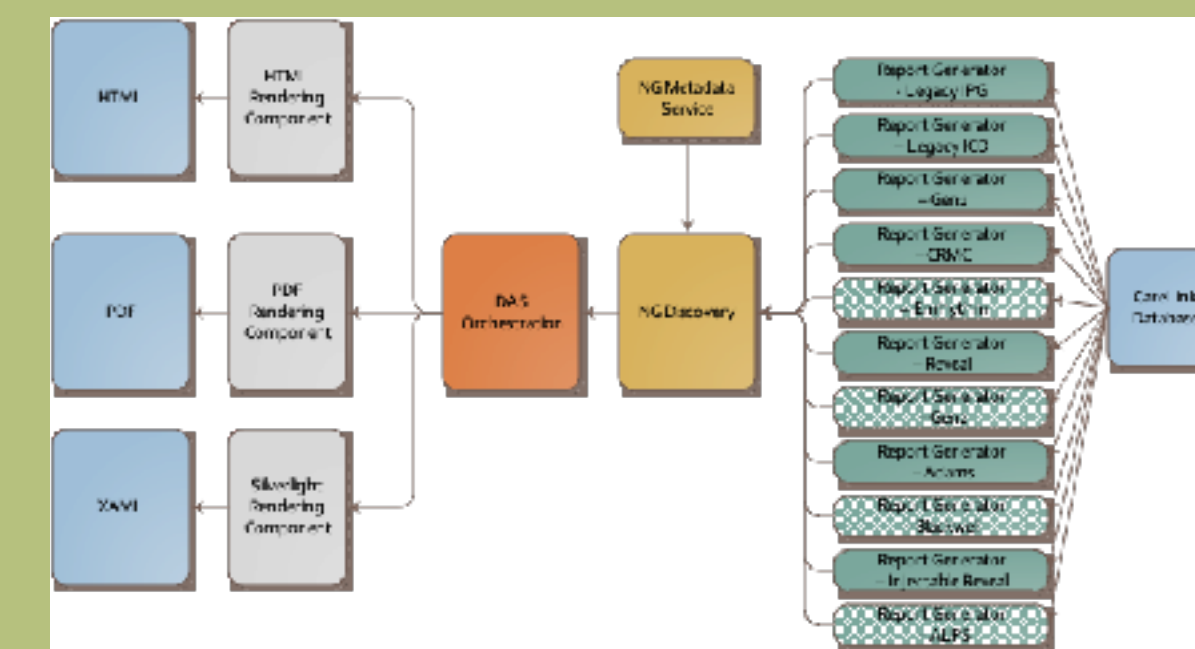
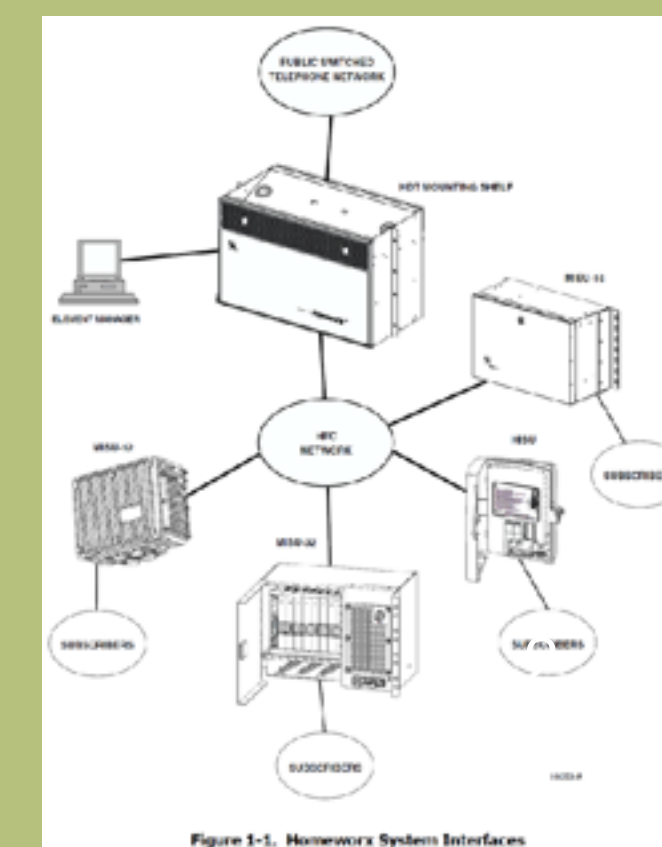


Fun Facts

- ❖ At Argonne National Labs outside Chicago, my father conducted experiments using CP-5. This sparked my interest in science and engineering.
- ❖ Of the 18 countries I have visited, 5 begin with the letter 'I' (there are only 9 in total).
- ❖ I love to talk to people about electric vehicles and renewable energy. One year, my Tesla Model 3 was on display at the State Fair for several days.

Hobbies

- ❖ Camping /Hiking
- ❖ Cycling
- ❖ Tree Care Advisor
- ❖ Music
- ❖ Travel
- ❖ Electric vehicle & Renewable Energy advocacy



Our EV experience started in 2015 with leasing a BMW i3 and we have been 100% EV since March 2020.



BMW i3 charging at Carlton College in Northfield, MN

Our EV experience started in 2015 with leasing a BMW i3 and we have been 100% EV since March 2020.



2017 Chevy Bolt

Our EV experience started in 2015 with leasing a BMW i3 and we have been 100% EV since March 2020.



Tesla Model 3 pick-up day (May 2018)

Our EV experience started in 2015 with leasing a BMW i3 and we have been 100% EV since March 2020.



2020 Chevy Bolt and 2020 Tesla Model Y (100% electric garage)

Our EV experience started in 2015 with leasing a BMW i3 and we have been 100% EV since March 2020.



Tesla Model Y towing Safari Condo Alto and charging at Supercharger

Topics


















- ◆ Basics: Terms, Differences to Internal Combustion Engine Vehicles
- ◆ Charging (How, How Long, When, Where)
- ◆ Environmental and Financial Cost Savings (including changes to US EV tax credit)
- ◆ Electric Vehicle Models and Market

ELECTRIC VEHICLE BASICS


















There are some new terms to learn when talking about the future of personal transportation.

Term	Definition
BEV	Battery Electric Vehicle
CCS	Combined Charging Standard
DCFC	DC Fast Charger
EV	Electric Vehicle
EVSE	Electric Vehicle Service Equipment (for L1 & L2 AC charging)
ICE(V)	Internal Combustion Engine (Vehicle)
PHEV	Plug-in Hybrid Electric Vehicle


















The source of energy for a vehicle is key to understanding its environmental impact. For example, hybrids are 100% fossil fuel powered.

		 CONVENTIONAL	 HYBRID	 PLUG-IN HYBRID	 ALL-ELECTRIC
SOURCES OF ENERGY					
CONSUMPTION					
EMISSIONS					 NO EMISSION





















The source of energy for a vehicle is key to understanding its environmental impact. For example, hybrids are 100% fossil fuel powered.

					
		CONVENTIONAL	HYBRID	PLUG-IN HYBRID	ALL-ELECTRIC
SOURCES OF ENERGY					
		Internal Combustion Engine Vehicle (ICEV)		Electric Vehicle (EV)	
CONSUMPTION					
EMISSIONS					

The source of energy for a vehicle is key to understanding its environmental impact. For example, hybrids are 100% fossil fuel powered.

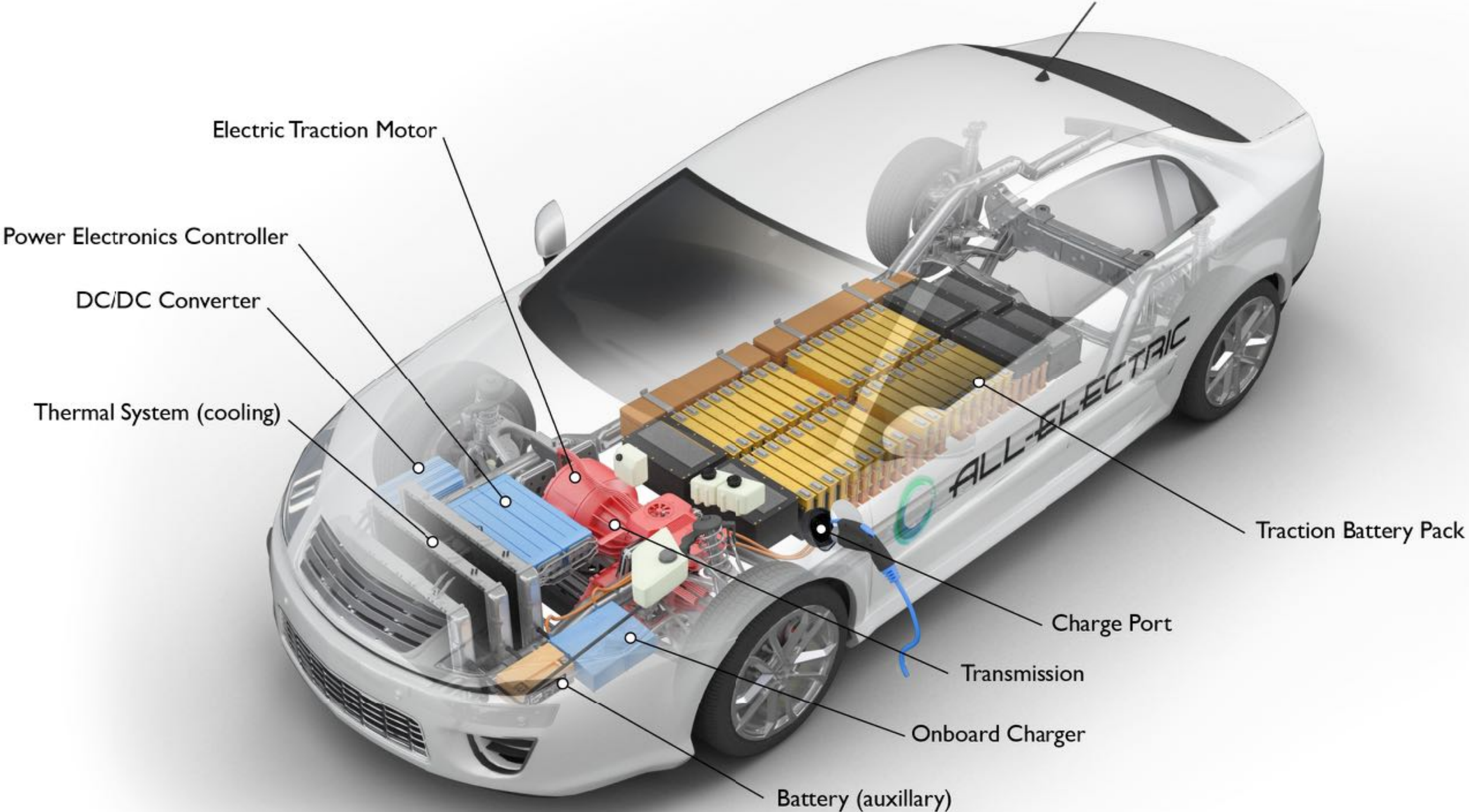
					
		CONVENTIONAL	HYBRID	PLUG-IN HYBRID	ALL-ELECTRIC
SOURCES OF ENERGY		 Internal Combustion Engine Vehicle (ICEV)		 Electric Vehicle (EV)	
CONSUMPTION					
EMISSIONS					

The source of energy for a vehicle is key to understanding its environmental impact. For example, hybrids are 100% fossil fuel powered.

				PHEV 	BEV 
		CONVENTIONAL	HYBRID	PLUG-IN HYBRID	ALL-ELECTRIC
SOURCES OF ENERGY		 Internal Combustion Engine Vehicle (ICEV)		 + 	
CONSUMPTION			 + 	 + 	
EMISSIONS					 NO EMISSION

Electric Vehicle Components

All-Electric Vehicle



afdc.energy.gov

Comparison of Internal Combustion Engine (ICE) and Electric Vehicle—Design

Comparison of Internal Combustion Engine (ICE) and Electric Vehicle—Design



ICE

EV



Comparison of Internal Combustion Engine (ICE) and Electric Vehicle—Design

	ICE	EV
Powertrain Components	2000	20



Comparison of Internal Combustion Engine (ICE) and Electric Vehicle—Design

	ICE	EV
Powertrain Components	2000	20
Maintenance		





Comparison of Internal Combustion Engine (ICE) and Electric Vehicle—Design

	ICE	EV
Powertrain Components	2000	20
Maintenance		
Energy efficiency (source to wheels)	15-25%	75-85%

Comparison of Internal Combustion Engine (ICE) and Electric Vehicle—Design

	ICE	EV
Powertrain Components	2000	20
Maintenance		
Energy efficiency (source to wheels)	15-25%	75-85%
Energy cost / mile	\$\$\$	\$

Comparison of Internal Combustion Engine (ICE) and Electric Vehicle—Design

	ICE	EV
Powertrain Components	2000	20
Maintenance		
Energy efficiency (source to wheels)	15-25%	75-85%
Energy cost / mile	\$\$\$	\$
Torque curve		

Comparison of Internal Combustion Engine (ICE) and Electric Vehicles—Ownership Experience

Comparison of Internal Combustion Engine (ICE) and Electric Vehicles—Ownership Experience

ICE

EV

Comparison of Internal Combustion Engine (ICE) and Electric Vehicles—Ownership Experience

	ICE	EV
Recharging / refueling at home	Not available	Plug in at home

Comparison of Internal Combustion Engine (ICE) and Electric Vehicles—Ownership Experience

	ICE	EV
Recharging / refueling at home	Not available	Plug in at home
Recharging / refueling locally	Local gas station	Public DCFC or L2 (AC)

Comparison of Internal Combustion Engine (ICE) and Electric Vehicles—Ownership Experience

	ICE	EV
Recharging / refueling at home	Not available	Plug in at home
Recharging / refueling locally	Local gas station	Public DCFC or L2 (AC)
Recharging / refueling on road trips	Gas station	DCFC (car nav)

Comparison of Internal Combustion Engine (ICE) and Electric Vehicles—Ownership Experience

	ICE	EV
Recharging / refueling at home	Not available	Plug in at home
Recharging / refueling locally	Local gas station	Public DCFC or L2 (AC)
Recharging / refueling on road trips	Gas station	DCFC (car nav)
Driving	Baseline	Instant torque No engine noise Low center of gravity Regenerative braking

Comparison of Internal Combustion Engine (ICE) and Electric Vehicles—Ownership Experience

	ICE	EV
Recharging / refueling at home	Not available	Plug in at home
Recharging / refueling locally	Local gas station	Public DCFC or L2 (AC)
Recharging / refueling on road trips	Gas station	DCFC (car nav)
Driving	Baseline	Instant torque No engine noise Low center of gravity Regenerative braking
Health and safety impacts	Fuel and exhaust both toxic Fuel explosively flammable	No fuel, no emissions

Comparison of Internal Combustion Engine (ICE) and Electric Vehicles—Ownership Experience

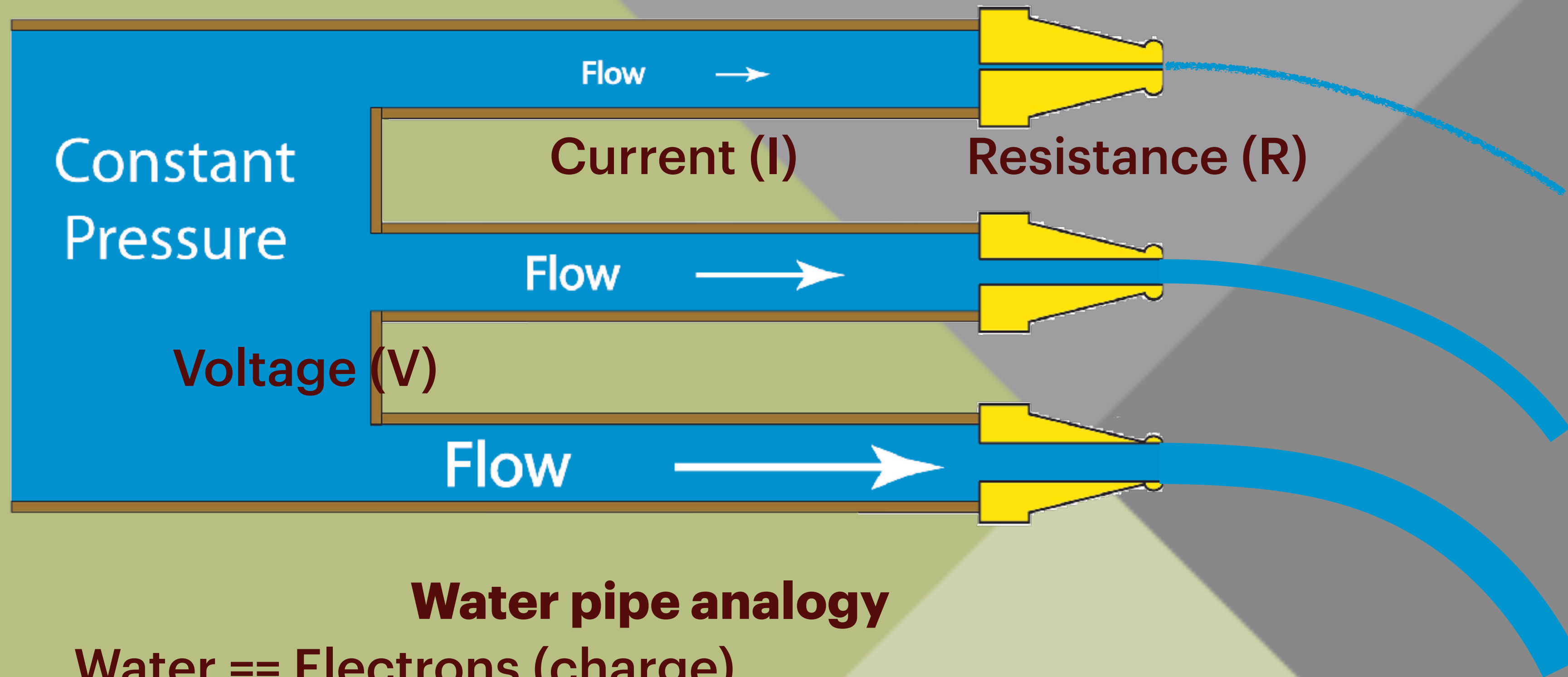
	ICE	EV
Recharging / refueling at home	Not available	Plug in at home
Recharging / refueling locally	Local gas station	Public DCFC or L2 (AC)
Recharging / refueling on road trips	Gas station	DCFC (car nav)
Driving	Baseline	Instant torque No engine noise Low center of gravity Regenerative braking
Health and safety impacts	Fuel and exhaust both toxic Fuel explosively flammable	No fuel, no emissions
Winter driving	Slower warm-up, idling wasteful, can't idle in closed spaces	Fast warm-up Preheating in closed spaces Range loss when parked outside

Comparison of Internal Combustion Engine (ICE) and Electric Vehicles—Ownership Experience

	ICE	EV
Recharging / refueling at home	Not available	Plug in at home
Recharging / refueling locally	Local gas station	Public DCFC or L2 (AC)
Recharging / refueling on road trips	Gas station	DCFC (car nav)
Driving	Baseline	Instant torque No engine noise Low center of gravity Regenerative braking
Health and safety impacts	Fuel and exhaust both toxic Fuel explosively flammable	No fuel, no emissions
Winter driving	Slower warm-up, idling wasteful, can't idle in closed spaces	Fast warm-up Preheating in closed spaces Range loss when parked outside
Getting to remote destinations	Plan to have enough fuel	Plan to have enough charge

ELECTRICITY: POWER & ENERGY

Electricity Units – Ohm's Law



Ohms Law

$$V = I \times R$$

$$I = V / R$$

$$R = V / I$$

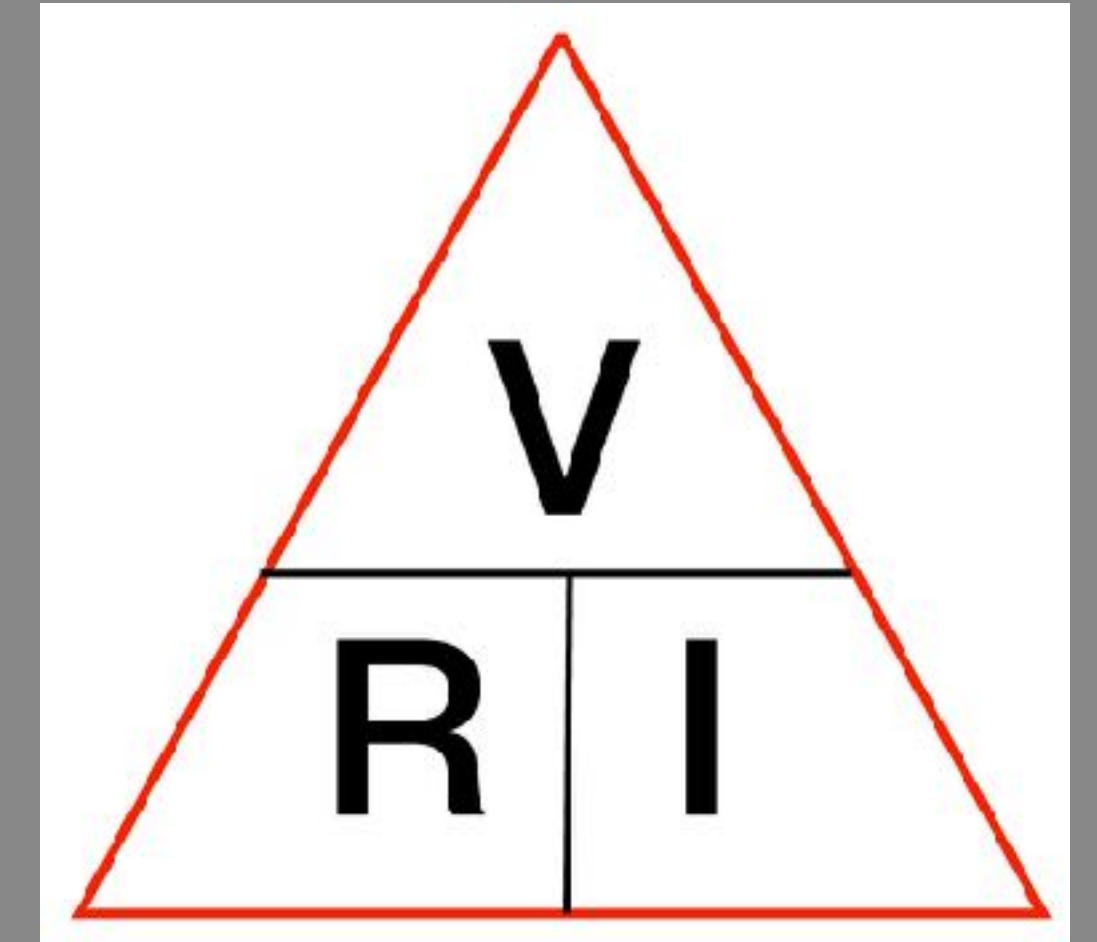
Water pipe analogy

Water == Electrons (charge)

Pressure == Voltage

Water Flow == Current == Electron (charge) Flow

Opening size == Resistance



Power and Energy

◆ Analogy

◆ **Power** == Water Flow

◆ **Energy** == Amount of Water in Bucket

◆ Units

◆ **Power** — Watts (W) / Kilowatts (1000 Watts)

◆ **Energy** — Watt-hours (Wh) / Kilowatt-hours (1000 Wh)

◆ Formulas

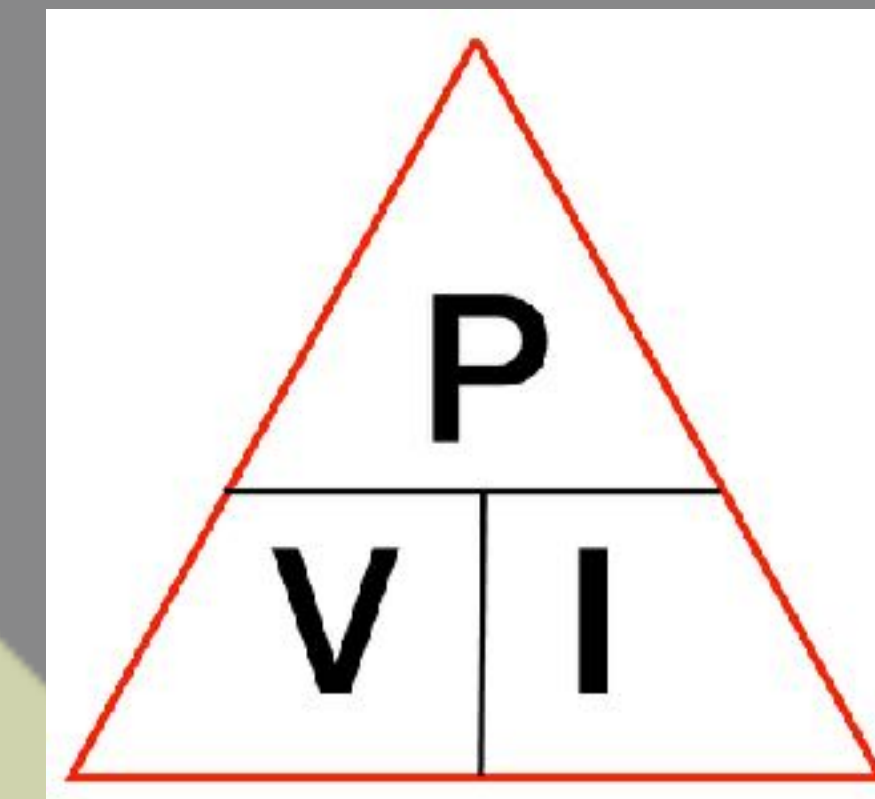
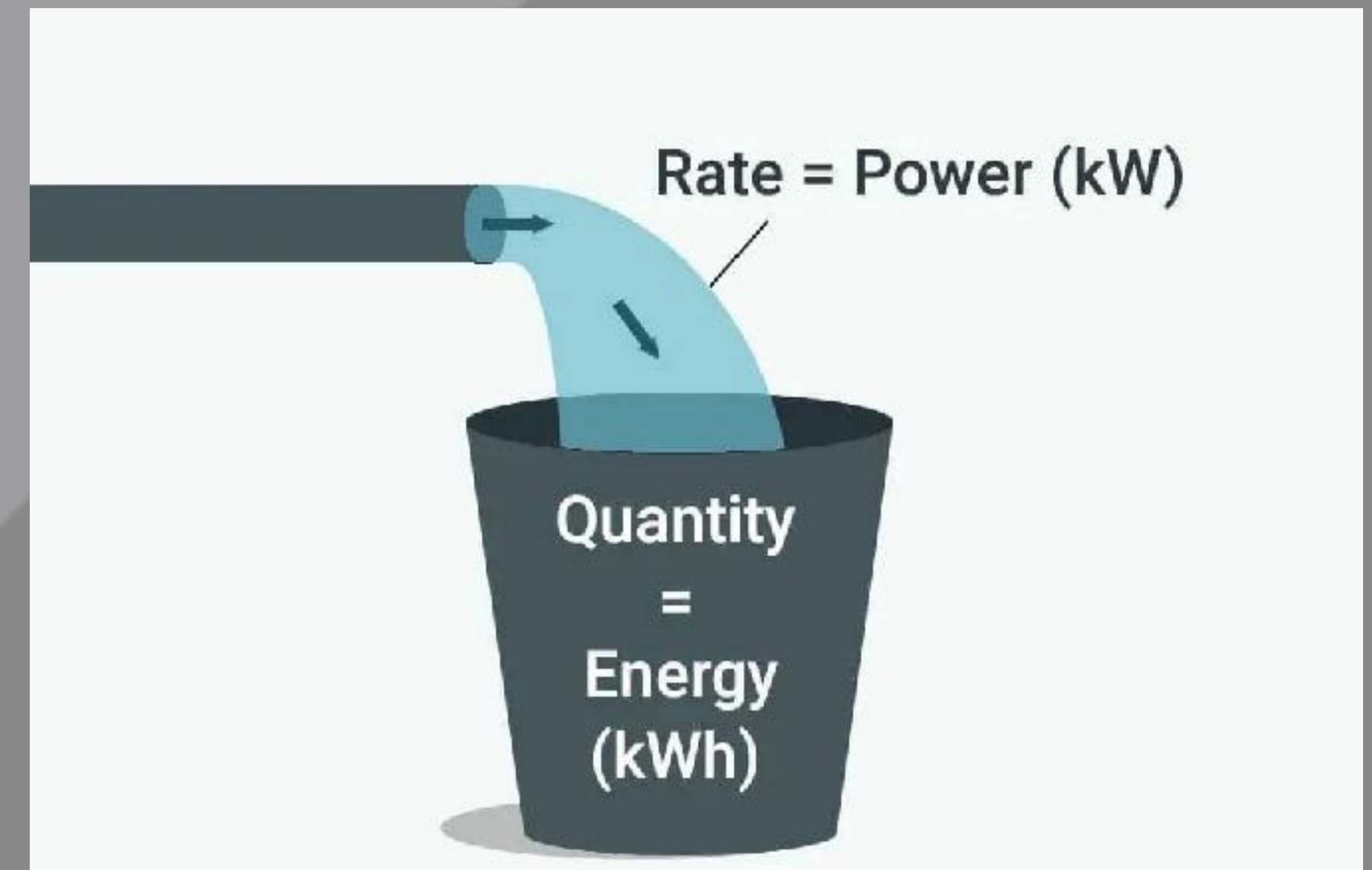
◆ **Power** (Watts) = Volts x Amps

◆ **Energy** (Watt-hours) = Power x Time

◆ Examples

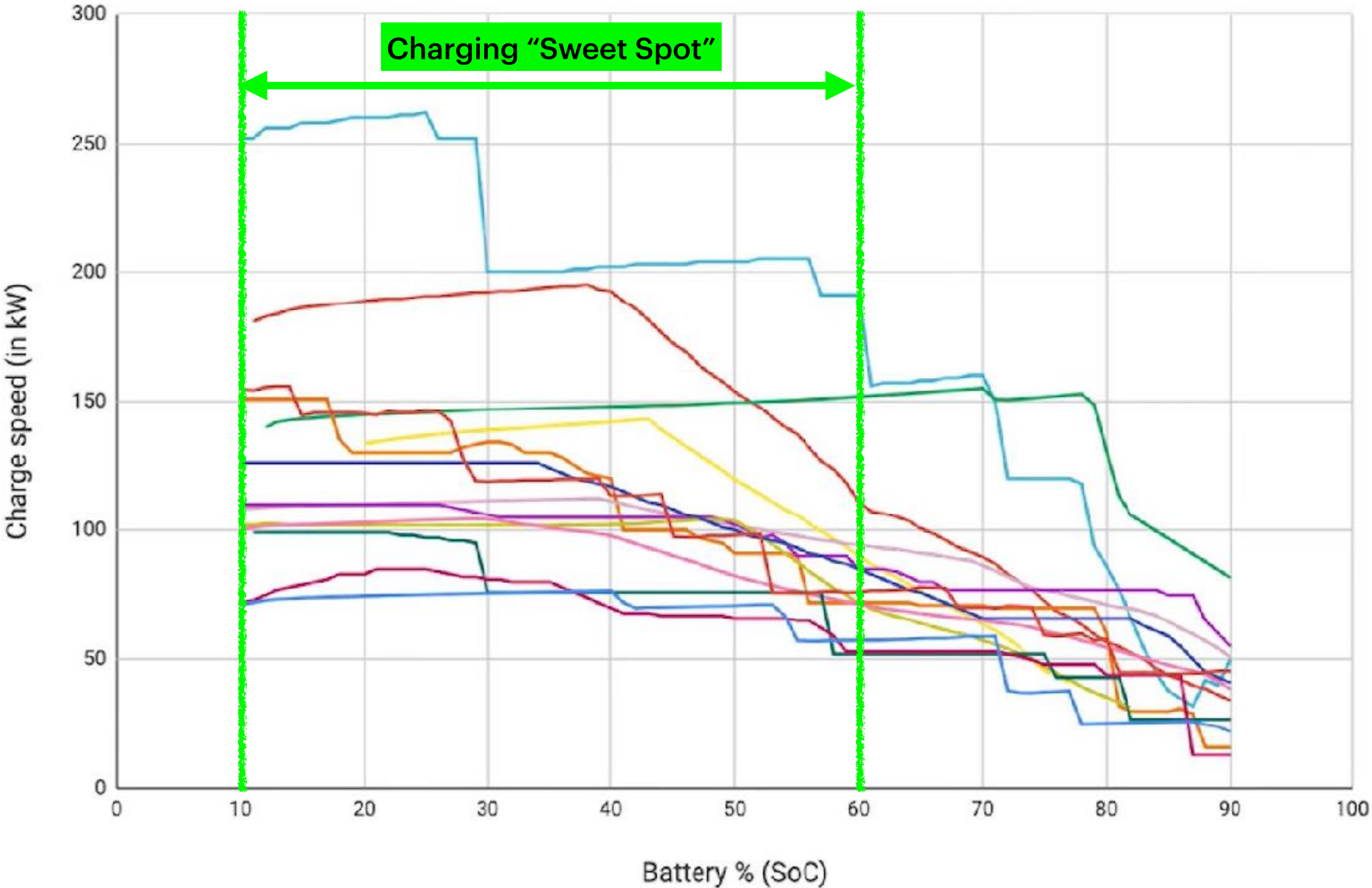
◆ 240 Volts x 40 Amps = 9,600 Watts (9.6 kW)

◆ 9.6 kW x 8 hours = 77 kWh



Electric Vehicle Charging Curves (DCFC)

Charge curves at 300 kW chargers



- Porsche Taycan
- Tesla Model 3 LR
- Tesla Model S/X LR (CCS adapter)
- Audi e-tron
- Polestar 2
- Mercedes EQC
- Mercedes EQV
- Tesla Model 3 SR+
- VW ID.4 & Skoda Enyaq iV (82 kWh)
- Jaguar I-PACE
- Peugeot e-208/2008 & Corsa e-Corsa/Mokka & DS3 Crossback E-Tense
- Fiat 500e
- Hyundai Kona & Kia e-Niro (64 kWh)
- BMW iX3

Note: Horizontal axis is not proportional to time. Percentage added per unit time varies with real-time charging power.

Percent added / minute = $((\text{Charge power} / \text{Battery size}) / 60) * 100$

Example:
 $((150 \text{ kW} / 75 \text{ kWh}) / 60) * 100 = 3.3\%$

Application Examples

Charging at Home (nightly)

- Charge from EVSE — Level 2 (240V x 40A = **9.6 kW**)
- Max State of Charge (SOC) set to 80% to maximize battery longevity (plenty for local driving because you start every day with 80%)
- 75 kWh battery, arrive home at 50% SOC
- Adding 80 - 50 = 30% of battery = **22.5 kWh**
- **Charging completed in $22.5 / 9.6 = 2\text{h } 20\text{m}$**



Electrify America station, Grants, NM
Tesla Model Y and GMC Hummer

Road Trip Charge Stop

- Charge at DCFC — assume 180 kW max, 110 kW average power
- 75 kWh battery, arrive with 20% SOC (15 kWh)
- Next charger is 120 miles down the road
- Vehicle range at highway speed is 240 miles
- Need to add 50% SOC
- **Time required = $((75 \text{ kWh} * 0.5) / 110) / 60 = 20.5 \text{ minutes}$**

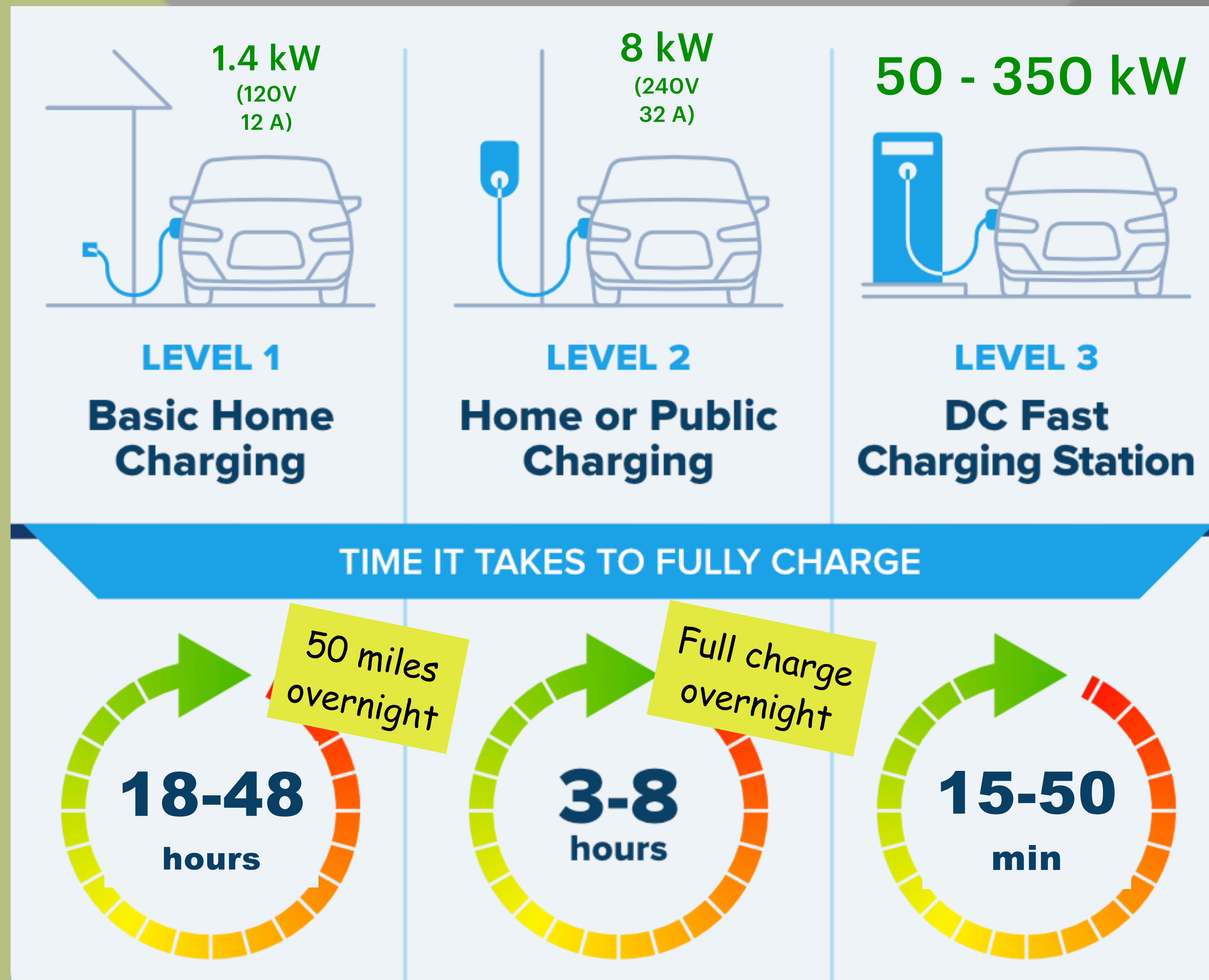
Weekend Cabin Visit

- Charge from wall outlet — Level 1 (120V, 15A circuit)
- 75 kWh battery, **arrive with 20% SOC** ($75 \times 0.2 = 15 \text{ kWh}$)
- 8PM Friday - Noon Sunday (**40 hours**)
- 120V x 12A (80% of max) = **1.4 kW**
- 1.4 kW x 40 hours = **56 kWh**
- **Battery charged to $(15 + 56 \text{ kWh}) / 75 \text{ kWh} = 95\%$**
- **75% added to battery SOC**





ELECTRIC VEHICLE CHARGING

There are three levels of Electric Vehicle charging.



There are several types of Electric Vehicle charging equipment.

CONNECTORS	LEVEL	ALL OTHER MAKES	TESLA
Wall outlets (Nema 515, Nema 520) 	1	With EVSE	With EVSE
J1772 (SAE) 	2	✓	With adapter
Nema 1450 (RV plug) 		With EVSE	With EVSE
Tesla HPWC 		With adapter	✓
SAE Combo CCS 	3	✓	With adapter
Tesla supercharger 		Locations with Magic Dock	✓

There are several types of Electric Vehicle charging equipment.

EVSE (home connector)
L1-L2 120V or 240V AC



CONNECTORS	LEVEL	ALL OTHER MAKES	TESLA
Wall outlets (Nema 515, Nema 520) 	1	With EVSE	With EVSE
J1772 (SAE)		✓	With adapter
Nema 1450 (RV plug) 	2	With EVSE	With EVSE
Tesla HPWC		With adapter	✓
SAE Combo CCS	3	✓	With adapter
Tesla supercharger		Locations with Magic Dock	✓

There are several types of Electric Vehicle charging equipment.

EVSE (home connector)
L1-L2 120V or 240V AC



Public EVSE
L2 208-240V AC



CONNECTORS	LEVEL	ALL OTHER MAKES	TESLA
Wall outlets (Nema 515, Nema 520) 	1	With EVSE	With EVSE
J1772 (SAE)		✓	With adapter
Nema 1450 (RV plug) 	2	With EVSE	With EVSE
Tesla HPWC 		With adapter	✓
SAE Combo CCS 	3	✓	With adapter
Tesla supercharger 		Locations with Magic Dock	✓

There are several types of Electric Vehicle charging equipment.

EVSE (home connector)
L1-L2 120V or 240V AC



Public EVSE
L2 208-240V AC



Public DC Fast Charger
L3 - Main Battery DC Voltage

CONNECTORS	LEVEL	ALL OTHER MAKES	TESLA
Wall outlets (Nema 515, Nema 520) 	1	With EVSE	With EVSE
J1772 (SAE) 		✓	With adapter
Nema 1450 (RV plug) 	2	With EVSE	With EVSE
Tesla HPWC 		With adapter	✓
SAE Combo CCS 	3	✓	With adapter
Tesla supercharger 		Locations with Magic Dock	✓

There are several types of Electric Vehicle charging equipment.

EVSE (home connector)
L1-L2 120V or 240V AC



Public EVSE
L2 208-240V AC



Public DC Fast Charger
L3 - Main Battery DC Voltage

CONNECTORS	LEVEL	ALL OTHER MAKES	TESLA
Wall outlets (Nema 515, Nema 520)	1	With EVSE	With EVSE
J1772 (SAE)		✓	With adapter
Nema 1450 (RV plug)	2	With EVSE	With EVSE
Tesla HPWC		With adapter	✓
SAE Combo CCS	3	✓	With adapter
Tesla supercharger		Locations with Magic Dock	✓

There are several types of Electric Vehicle charging equipment.

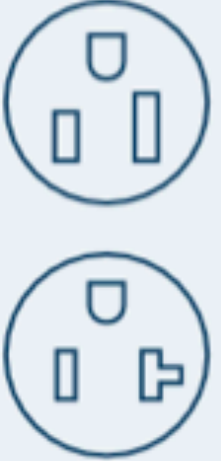





EVSE (home connector)
L1-L2 120V or 240V AC



Public EVSE
L2 208-240V AC



Public DC Fast Charger
L3 - Main Battery DC Voltage

CONNECTORS	LEVEL	ALL OTHER MAKES	TESLA
Wall outlets (Nema 515, Nema 520) 	1	With EVSE	With EVSE
J1772 (SAE) 		✓	With adapter
Nema 1450 (RV plug) 	2	With EVSE	With EVSE
Tesla HPWC 		With adapter	✓
SAE Combo CCS 	3	✓	With adapter
Tesla supercharger 		Locations with Magic Dock	✓

There are several types of Electric Vehicle charging equipment.


EVSE (home connector)
L1-L2 120V or 240V AC



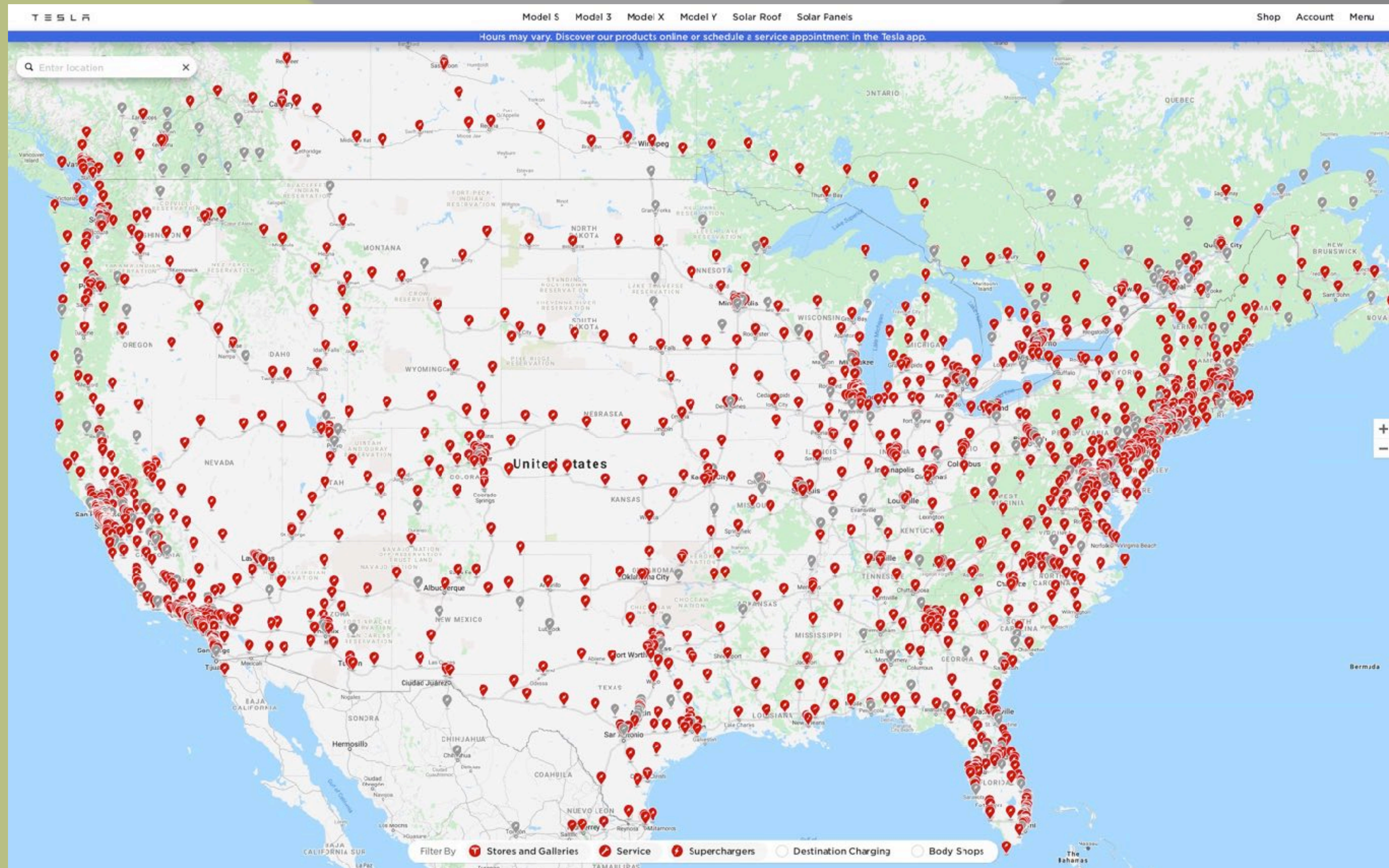
Public EVSE
L2 208-240V AC



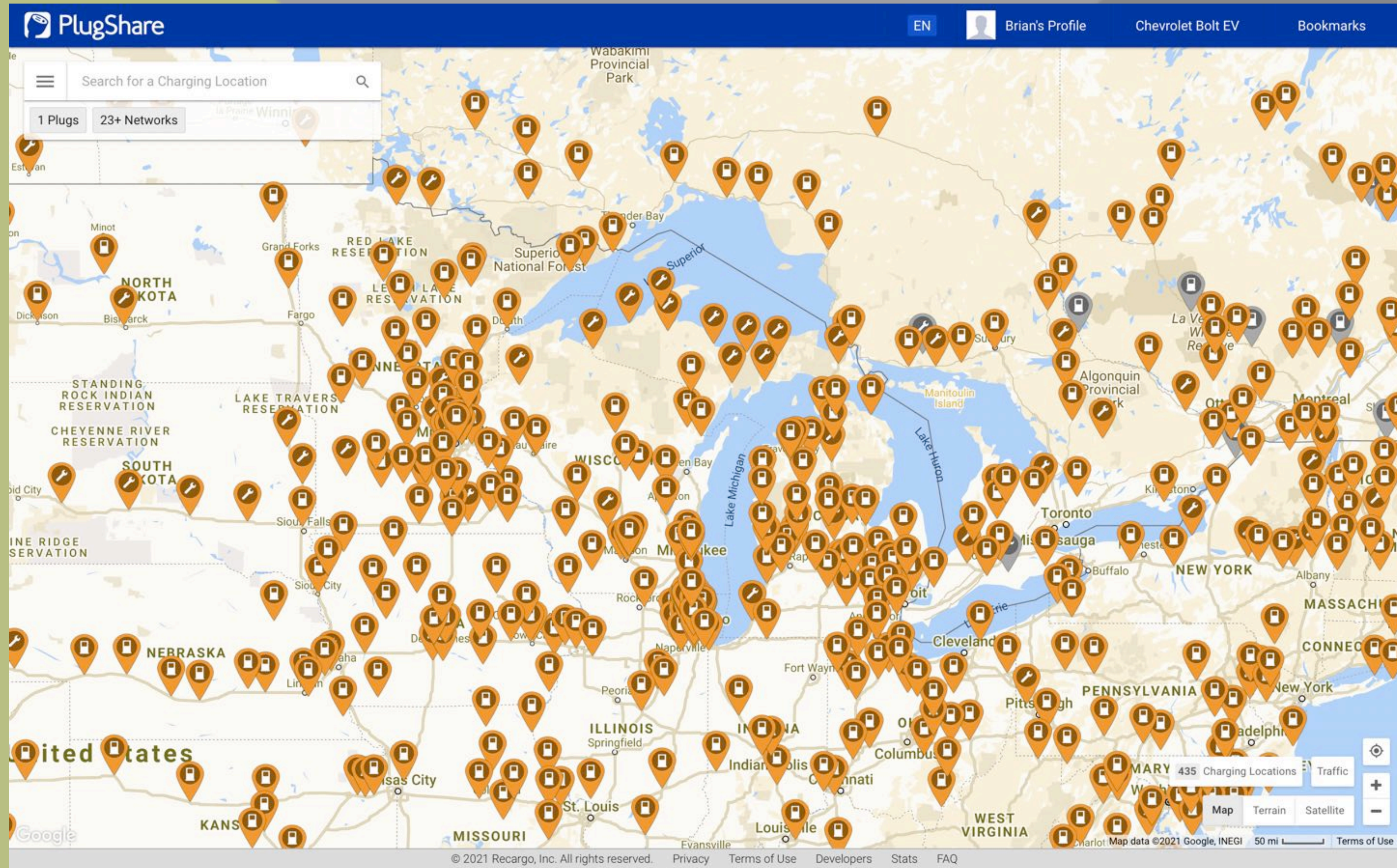
Public DC Fast Charger
L3 - Main Battery DC Voltage

CONNECTORS	LEVEL	ALL OTHER MAKES	TESLA
Wall outlets (Nema 515, Nema 520) 	1	With EVSE	With EVSE
J1772 (SAE)		✓	With adapter
Nema 1450 (RV plug)	2	With EVSE	With EVSE
Tesla HPWC		With adapter	✓
SAE Combo CCS	3	✓	With adapter
Tesla supercharger		Locations with Magic Dock	✓

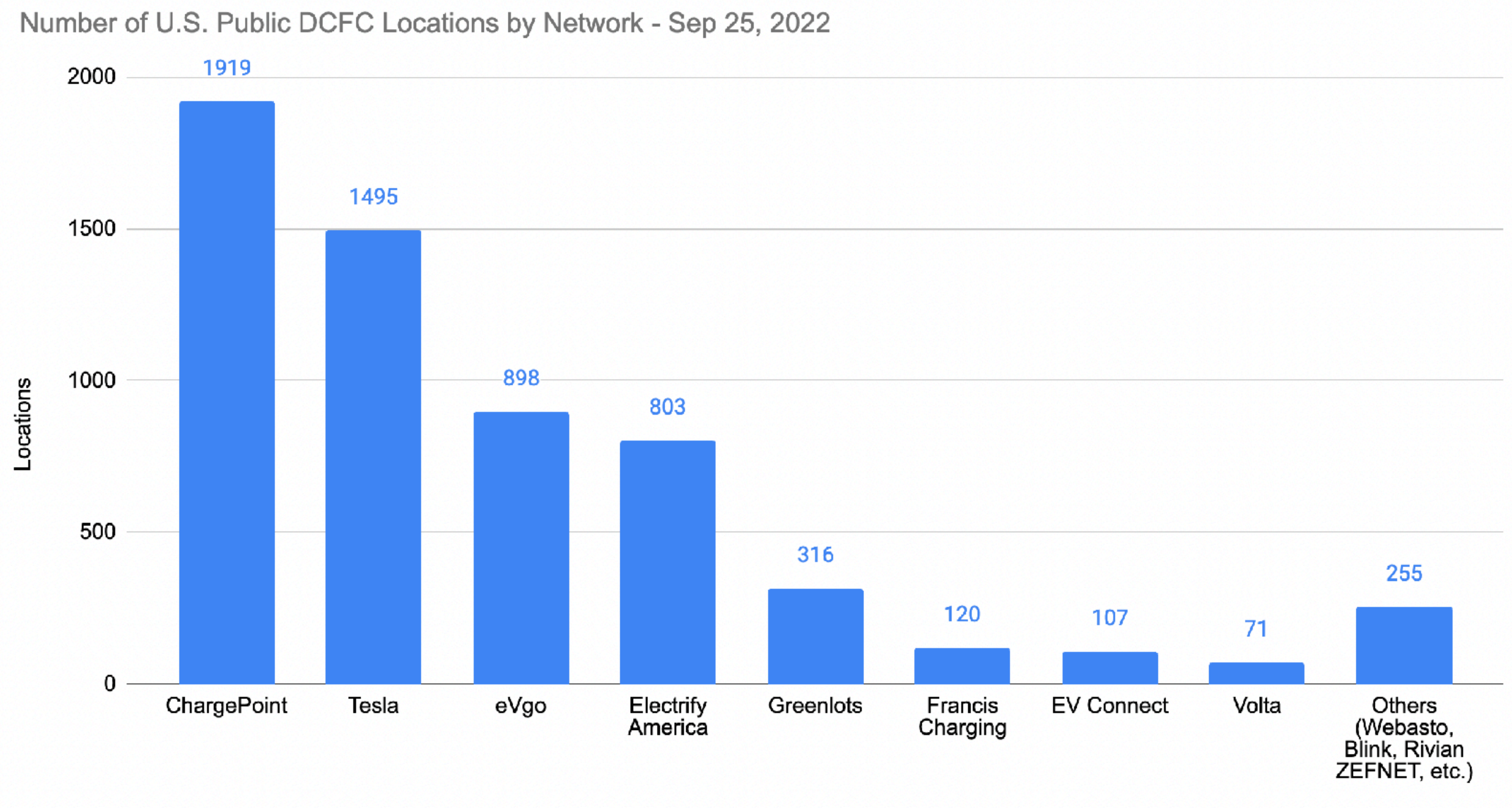
The Tesla charging network provides convenient travel to any location via the in-car navigation and automatic billing for energy.



Third party networks also cover the US and are expanding rapidly.

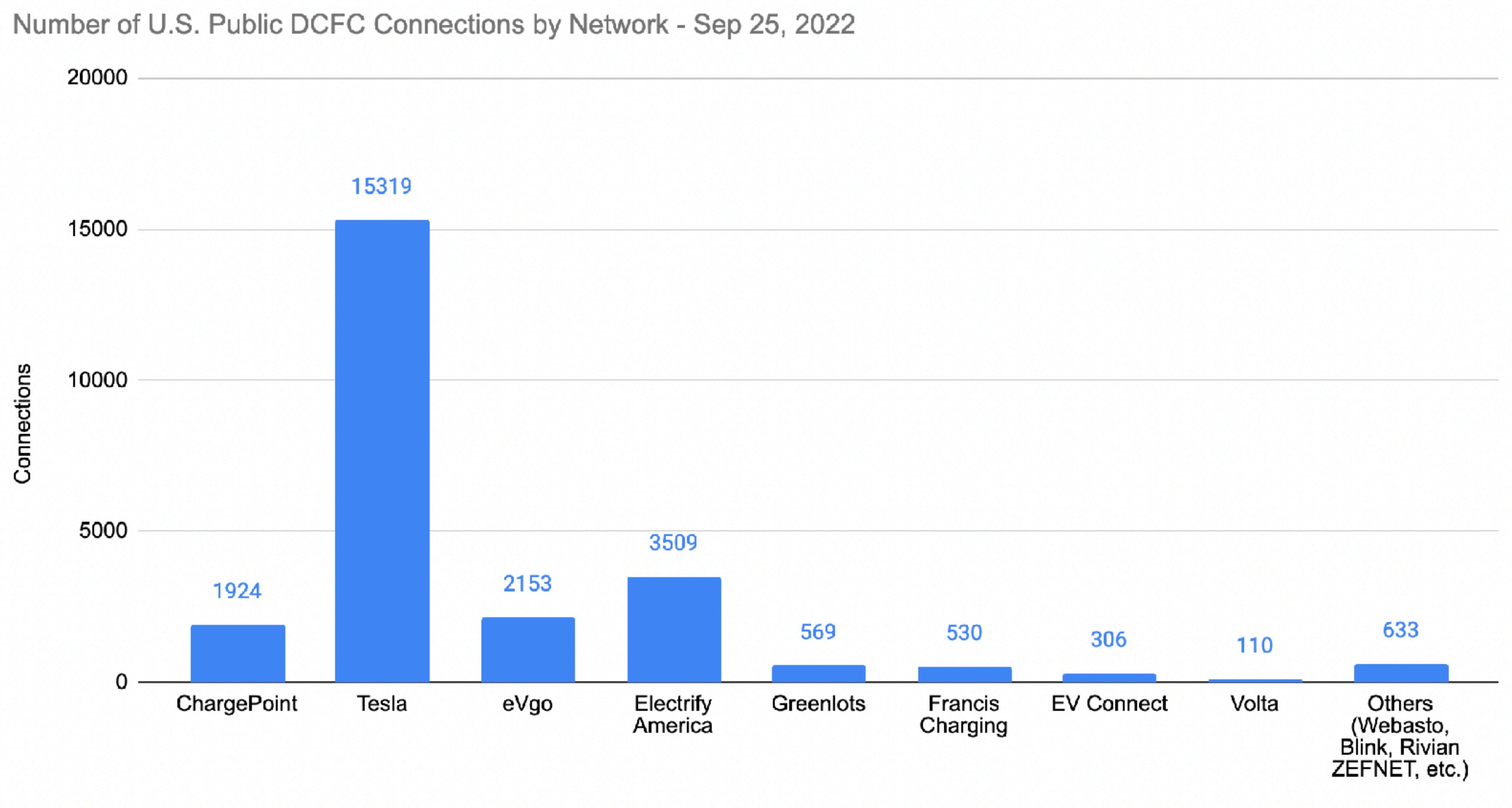


DC fast charging infrastructure is already robust and is in a high-growth mode. Tesla has fewer locations, but more connections / location.



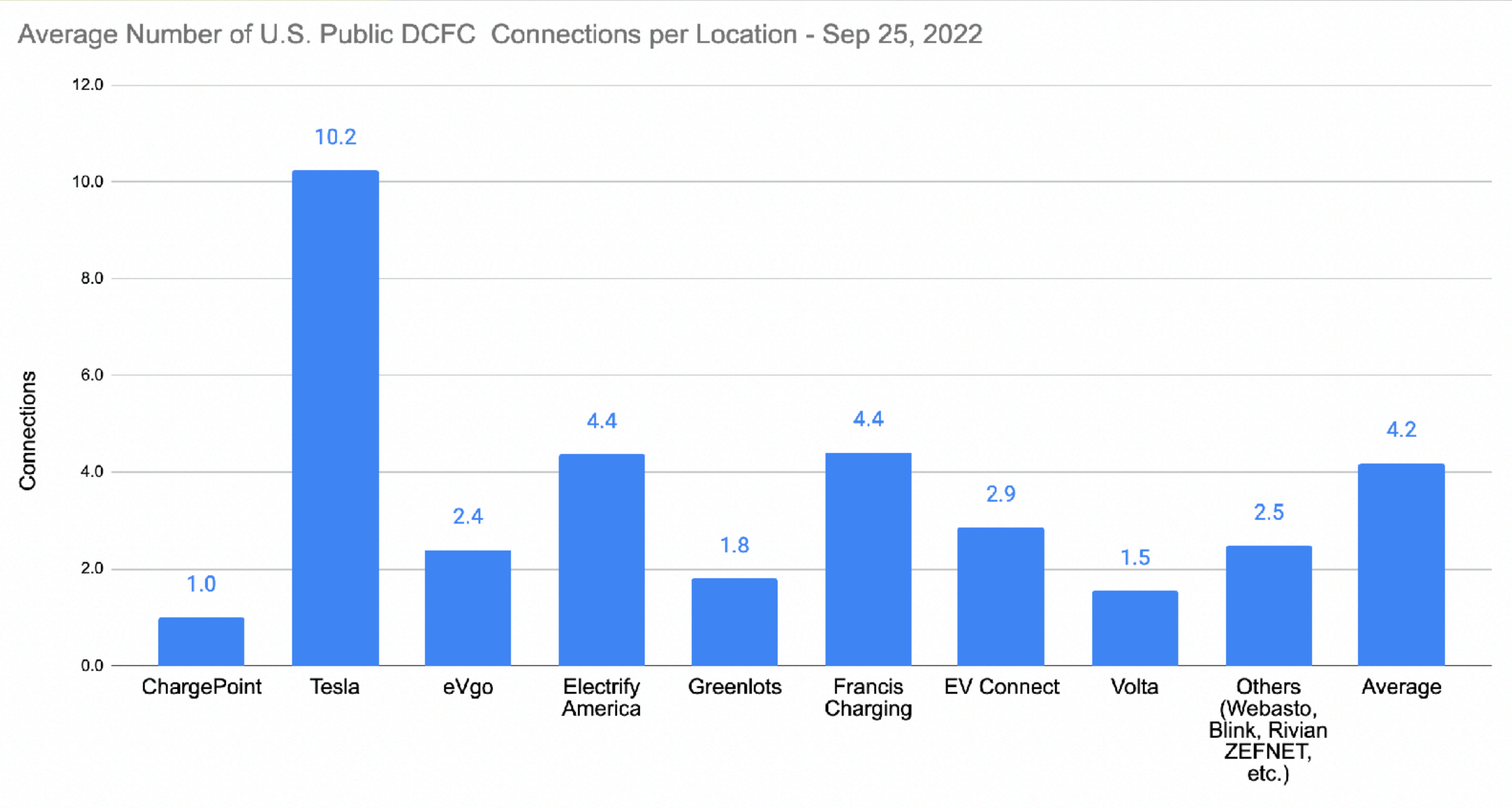
Data from AFDC (<https://afdc.energy.gov/>)

DC fast charging infrastructure is already robust and is in a high-growth mode. Tesla has fewer locations, but more connections / location.



Data from AFDC (<https://afdc.energy.gov/>)

DC fast charging infrastructure is already robust and is in a high-growth mode. Tesla has fewer locations, but more connections / location.



Data from AFDC (<https://afdc.energy.gov/>)

The number of **public DCFC locations** per Electric Vehicle is **4 times** the number of **gas stations** per ICE Vehicle.

	ICE	EV	
Total vehicles	290,000,000	3,900,000	1.3%
Locations	115,000	6,000	5.2%
Vehicles / location	2,522	650	3.9

EV Source: <https://www.bloomberg.com/news/articles/2022-04-08/plug-in-ev-fleet-will-soon-hit-a-20-million-milestone>

The number of **public DCFC locations** per Electric Vehicle is **4 times** the number of **gas stations** per ICE Vehicle.

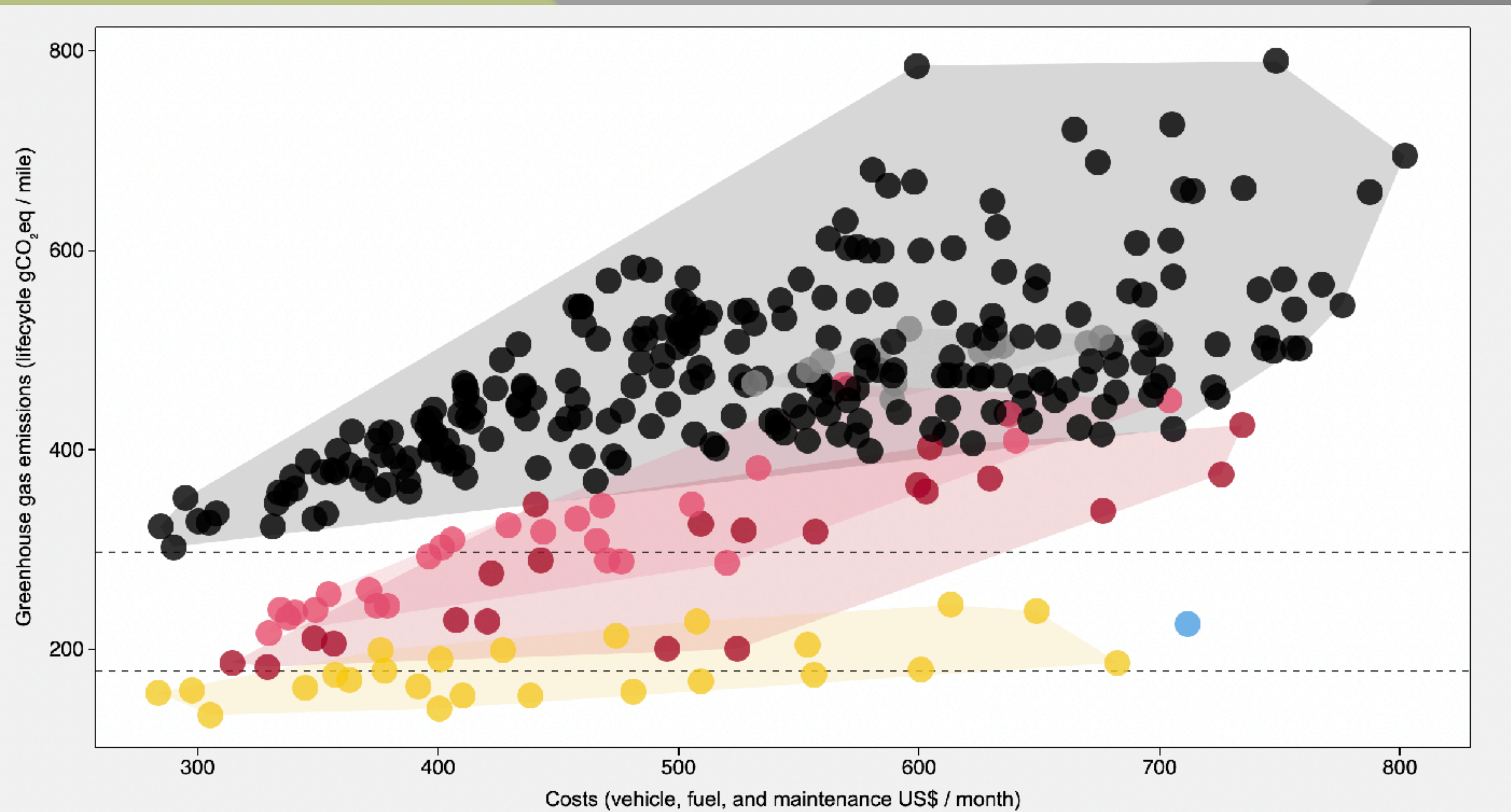
	ICE	EV	
Total vehicles	290,000,000	3,900,000	1.3%
Locations	115,000	6,000	5.2%
Vehicles / location	2,522	650	3.9

And remember as an EV Owner, you will be charging at home 80% - 90% of the time!

EV Source: <https://www.bloomberg.com/news/articles/2022-04-08/plug-in-ev-fleet-will-soon-hit-a-20-million-milestone>

ELECTRIC VEHICLE ENVIRONMENTAL AND FINANCIAL COST SAVINGS

Lifecycle Greenhouse Gas Emissions and Cost / Mile for All Vehicle Fuel Types (Minnesota Gas Prices and Grid Emissions)



LEGEND

- Internal combustion engine (gasoline)
- Internal combustion engine (diesel)
- Hybrid
- Plug-in hybrid
- Battery electric vehicle
- Fuel cell vehicle

Data and methods

Greenhouse gas emissions account for the entire lifecycle, including vehicle production and battery production, supply chains raw materials, the fuel use cycle and vehicle disposal (GREET2), as well as the fuel production cycle (GREET1).

Note: other pollutants such as Nitrogen Oxides, Carbon Monoxide and particulates (PM2.5 and PM10) are **not** included.

Developed at the MIT Trancik Lab, © MIT. [Authors & Info](#) | [Contact](#) | [License](#) | [Cookies](#)

Source: <https://www.carboncounter.com/#!/explore>

Mainstream EVs are less expensive to own and operate than equivalent ICEVs.

Lifetime savings of Best Selling EVs under \$50,000 compared to Best Selling & Top Rated ICE vehicles in each EV's class

Consumer Reports



EV model and trim	Leaf E+ S+	Bolt LT	Prius Prime LE	Clarity PHEV	Mach E Select	RAV4 Prime SE	Escape PHEV SE	Model 3 SR Plus	Model Y LR
Best Selling	Civic Hatchback LX			Camry LE	RAV4 LE		330i	RX 350 FWD	
Top Rated	Elantra GT automatic			Legacy 2.5	CX5 Sport		A4	QX50 Pure	

Source: <https://www.consumerreports.org/hybrids-evs/evs-offer-big-savings-over-traditional-gas-powered-cars/>

Connecticut Winter Round Trip

Two days driving each way plus
nine days of local driving

	Time (hh:mm)	Energy (kWh)	Miles
Highway Driving	42:31		2,802
Supercharging	9:32	898.3	
Supercharging sessions	27		
Time / SC session	0:21:10		
Supercharging vs. Driving Time	22%		

CT Trip Energy costs (3096 miles)

Total Supercharger Costs	\$288.77
Energy cost / mi	\$0.10
Cost / kWh	\$0.32
Equivalent gallons of gas (23 mpg)	134.6
Cost of gas (premium) @ \$4.13/gal	\$556.01
Equivalent gas price	\$2.14
Cost savings vs. gas	48%

ICE vehicle used for comparison: 2020 Volvo XC60 AWD


Inflation Reduction Act (IRA)—EV credit requirements

- ❖ Vehicle assembled in North America, effective on passage
- ❖ Manufacturer caps in place until Jan 1, 2023 (Tesla and GM)
- ❖ Battery assembly (half of credit) and “critical” materials (other half of credit):
 - ❖ No “foreign entities of concern”
 - ❖ Sliding percentage by year of assembly / processing in North America
- ❖ Price caps: Cars \$55,000, Trucks/Vans/SUVs \$80,000
- ❖ Income limits: Single \$150,000, Head of household \$225,000, Joint \$300,000

Source: <https://techcrunch.com/2022/09/02/a-complete-guide-to-the-new-ev-tax-credit/>

EV MODELS AND AVAILABILITY

Cars




SUVs & Vans!



Trucks!!


















Autocycles!!!



There are a number of EVs available for purchase in the US.

US EV Info List (August 2022) Page 1 of 5

Manufacturer								Range		Charging speed (miles/hr)			Performance							
Make	Model	Photo	Seating	EV Type	FWD/RWD/ AWD	Base MSRP	Federal tax credit	Price after federal tax credit	Battery size (kWh)	Electric Range (miles)	Total Range (miles)	Charging rates (kW) L2/DCFC	Level 1 120V	Level 2 240V	DCFC 400+V	MPGe/ MPG	Top Spd (mph)	0-60 mph (sec)	Towing capacity (lbs)	Crash Ratings: IIHS/NHTSA
Audi	Q4 e-tron		5	BEV	AWD	\$49,900	TBD	\$49,900	82	241	241	11/125	3	31	282	95	112	5.8	2600	Not Rated
Audi	Q4 Sportback e-tron		5	BEV	AWD	\$52,700	TBD	\$52,700	82	241	241	11/125	3	31	282	95	112	5.8	2600	Not Rated
Audi	e-tron (S)		5	BEV	AWD	\$65,900	TBD	\$65,900	95	222	208-222	9.6/150	3	22	278	78	124-130	4.3-5.5	4000	Top Safety Pick +/ Not rated
Audi	e-tron Sportback (S)		5	BEV	AWD	\$69,100	TBD	\$69,100	95	218	218	9.6/150	3	22	274	77	124-131	4.3-5.6	4000	Top Safety Pick +/ 5 star
Audi	e-tron GT		5	BEV	AWD	\$102,400	TBD	\$102,400	93	238	238	9.6/270	3	23	292	82	155	3.1-3.9	0	Not Rated
Audi	Q5 TFSI e		5	PHEV	AWD	\$55,400	TBD	\$55,400	17.9	20	390	7.4	2	14	N/A	61/26	130	5	4400	Top Safety Pick +/ Not rated
Audi	A7 TFSI e		5	PHEV	AWD	\$75,900	TBD	\$75,900	17.9	26	410	7.4	2	13	N/A	70/27	130	5.2	0	Top Safety Pick +/ Not rated
BMW	i4		5	BEV	RWD/ AWD	\$55,400	TBD	\$55,400	81	227-301	227-301	11/195	4	33	462.908	80-109	140	3.7-5.5	0	Not Rated
BMW	ix		5	BEV	AWD	\$83,200	TBD	\$83,200	112	315-324	315-324	11/195	3	28	393.4718	83-86	124	3.6-4.4	0	Not Rated
BMW	X5 xDrive45e		5	PHEV	AWD	\$63,700	TBD	\$63,700	24	31	400	3.7	2	5	N/A	50/20	130	5.3	0	Top Safety Pick + / Not rated
BMW	330e		5	PHEV	RWD/ AWD	\$42,950	TBD	\$42,950	12	23	320	3.7	3	8	N/A	75/28	130	5.6	0	Top Safety Pick / Not rated
BMW	530e		5	PHEV	RWD/ AWD	\$55,550	TBD	\$55,550	12	21	350	3.7	2	8	N/A	69/27	146	6	0	Top Safety Pick + / Not rated
BMW	745e		5	PHEV	AWD	\$95,900	TBD	\$95,900	12	16	290	3.7	2	6	N/A	56/22	155	4.9	0	Not rated / Not rated

This table is updated by Jukka Kukkonen, Shift2Electric. Photos and information sources: Manufacturers' websites and www.fueleconomy.gov Get the latest version: www.EVInfoList.com

News Sources - where can I find out more and stay current?

- ◆ InsideEVs: insideevs.com
- ◆ CleanTechnica: cleantechnica.com
- ◆ Electrek: electrek.co
- ◆ GreenCarReports: www.greencarreports.com/news/electric-cars
- ◆ EV Obsession: evobsession.com

Source: EV News | Shift2Electric: www.shift2electric.com/evnews

References

- ◆ [Alternative Fuels Data Center: How do Electric Vehicles Work?](#)
- ◆ [Find Us | Tesla \(<https://www.tesla.com/findus>\)](#)
- ◆ [Plugshare \(<https://www.plugshare.com/>\)](#)
- ◆ [Alternative Fuels Data Center: Data Download](#)
- ◆ [Rochester Public Utilities Time of Use Program](#)
- ◆ [Carboncounter \(MIT\)](#)
- ◆ [Consumer Reports: EVs Offer Big Savings Over Traditional Gas-Powered Cars](#)
- ◆ [Aptera referral link](#)

Thank You for your attention

brian@letsgo0.com

letsgo0.com